

Afina nasce come un gioco compositivo di due elementi correlati ma non fusi che permettono un intreccio di forme e colori. Una base lineare in sospensione, forte nella sua forma ma gentile nella sua percezione, contrapposta ad uno schienale morbido e continuo, rifinito alle estremità fino a farlo scomparire.

AFINA

– design Ramos Bassols –

Afina was created as a compositional interplay of two linked but unmerged elements that allow for an interesting interweaving of shapes and colours. A tool to generate spaces. A suspended linear base element, strong in its form but soft in its perception, combined with a soft and continuous backrest, refined at the end until disappears.

Afina a été créé comme un jeu de composition de deux éléments liés mais non fusionnés qui permettent un entrelacement intéressant de formes et de couleurs. Un outil pour générer des espaces. Un élément de base linéaire suspendu, fort dans sa forme mais doux dans sa perception, mis en relation avec un dossier souple et continu, terminé aux extrémités jusqu'à disparaître.

Rondo:
ROG0, ROR4, ROG2, ROB3, ROB4

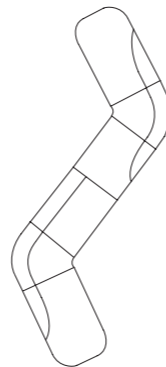


AFINA
Steelcut Trio 3 - SYMA,
SYRR, SYV4, SYVM,
SYV1, SYRR, SYAZ



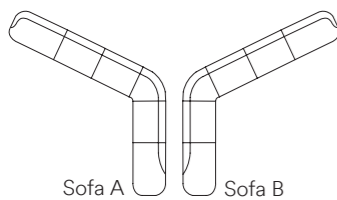


AFINA
Steelcut Trio 3 - SYMA,
SYRR



In this page:

- 1x 2-seater Rh starting element with half backrest:
L. 120 cm D. 80 cm
- 1x 1-seater central element with backrest:
L. 94 cm D. 80 cm
- 2x 60° closed corner with backrest
- 1x 1-seater central element with Lh open backrest:
L. 94 cm D. 80 cm
- 1x 2-seater Rh starting element with half backrest:
L. 120 cm D. 80 cm



On the previous page:
Sofa A

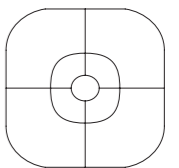
- 1x 2-seater starting element with backrest and Rh armrest:
L. 120 cm D. 80 cm
- 3x 1-seater central element with backrest:
L. 94 cm D. 80 cm
- 1x 60° closed corner with backrest
- 1x 2-seater Lh final element with half open backrest:
L. 120 cm D. 80 cm

Sofa B

- 1x 2-seater final element with backrest and Lh armrest:
L. 120 cm D. 80 cm
- 3x 1-seater central element with backrest:
L. 94 cm D. 80 cm
- 1x 60° closed corner with backrest
- 1x 2-seater Rh starting element with half backrest:
L. 120 cm D. 80 cm



AFINA
Steelcut Trio 3 - SYRR,
SYAZ



In this page:

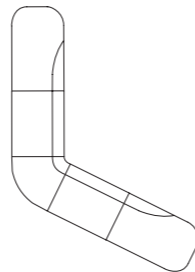
- 4x 90° open corner with backrest



AFINA
Rondo - R0G0, R0R4

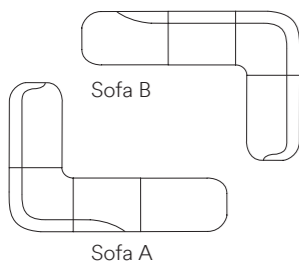


AFINA
Madrid 3D - T3V4, T3B3



In this page:

- 1x 2-seater Rh starting element with half backrest:
L. 120 cm D. 80 cm
- 2x 1-seater central element with backrest:
L. 94 cm D. 80 cm
- 1x 60° open corner element with backrest
- 1x 2-seater Lh final element with half backrest:
L. 120 cm D. 80 cm



On the previous page:
Sofa A

- 1x 2-seater final element with backrest and Lh armrest:
L. 120 cm D. 80 cm
- 1x 90° closed corner with backrest
- 1x 1-seater central element with Rh half open backrest:
L. 94 cm D. 80 cm
- 1x 2-seater final bench:
L. 120 cm D. 80 cm

Sofa B

- 1x 2-seater Rh starting element with half backrest:
L. 120 cm D. 80 cm
- 1x 1-seater central element with backrest:
L. 94 cm D. 80 cm
- 1x 90° closed corner with backrest
- 1x 2-seater final element with backrest and Lh armrest:
L. 120 cm P. 80 cm



AFINA
Remix 3 - RIGC

AFINA COFFEE TABLE
Tavolino caffè con piano in vetro acidato lato superiore e verniciato bianco lato inferiore. Struttura in acciaio verniciato bianco RAL 9010.

Coffee table with etched glass over surface and white painted under surface top. White RAL 9010 varnished steel structure.

Table basse avec plateau en verre dépoli côté supérieur et verni blanc côté inférieur. Structure en acier laqué blanc RAL 9010.

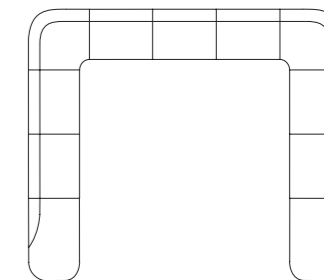


AFINA
Morph - R3B2, R3R2

AFINA COFFEE TABLES
Tavolini caffè con piano in noce e struttura in acciaio verniciato RAL 3012.

Coffee tables with walnut top and RAL 3012 varnished steel structure.

Tables basses avec plateau en noyer et structure en acier laqué RAL 3012.



In this page:

1x 2-seater Rh starting element with half backrest:
L. 120 cm D. 80 cm

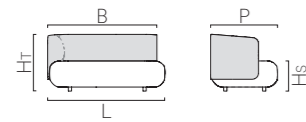
7x 1-seater central element with backrest:
L. 94 cm D. 80 cm

2x 90° closed corner with backrest

1x 2-seater Lh final element with half backrest:
L. 120 cm D. 80 cm



AFINA
Rondo - ROG0, ROG2, ROB3,
ROR4



Afina

– design Ramos Bassols –

Specifiche tecniche / Technical specifications / Caractéristiques techniques

AFINA SOFA



L 146 cm
B 123 cm
P 80 cm
Hs 42,5 cm
Ht 70 cm



L 240 cm
B 193 cm
P 80 cm
Hs 42,5 cm
Ht 70 cm



L 240 cm
B 246 cm
P 80 cm
Hs 42,5 cm
Ht 70 cm

AFINA MODULAR SOFA




L 334 cm
B 287 cm
P 80 cm
Hs 42,5 cm
Ht 70 cm



L 334 cm
B 234 cm
P 80 cm
Hs 42,5 cm
Ht 70 cm



L 334 cm
B 340 cm
P 80 cm
Hs 42,5 cm
Ht 70 cm



Module A
L 120 cm P 80 cm Hs 42,5 cm Ht 70 cm
Module B 90° corner
Hs 42,5 cm Ht 70 cm



Module C
L 120 cm P 80 cm Hs 42,5 cm Ht 70 cm
Module D 60° corner
Hs 42,5 cm Ht 70 cm



Afina

– design Ramos Bassols –

Specifiche tecniche / Technical specifications / Caractéristiques techniques

AFINA BENCH



L 96 cm
P 80 cm
Hs 42,5 cm



L 146 cm
P 80 cm
Hs 42,5 cm



L 240 cm
P 80 cm
Hs 42,5 cm



L 334 cm
P 80 cm
Hs 42,5 cm



Module A
L 120 cm P 80 cm Hs 42,5 cm
Module B 90° corner
Hs 42,5 cm



Module C
L 120 cm P 80 cm Hs 42,5 cm
Module D 60° corner
Hs 42,5 cm



Composition with 4 90° corner
L 192 cm
P 192 cm
Hs 42,5 cm
Ht 70 cm



Composition with 4 60° corner
L 190 cm
P 190 cm
Hs 42,5 cm
Ht 70 cm

AFINA COFFEE TABLE



L 60 cm
P 60 cm
H 35 cm



L 80 cm
P 80 cm
H 36 cm



L 120 cm
P 60 cm
H 23 cm